

citrus macintosh users group


# MUG MAGAZINE

JULY 2009



## CONTRIBUTORS

### GAIL MITCHELL



Gail has been a member of CMUG since the beginning. She currently has both a G5 Mac, MacPro and a Powerbook. Gail enjoys creating newsletters with iWeb, and she loves her Nikon D40 camera, which she says she is still learning how to use.

CMUG members are invited to share their experiences, expertise, how-tos and other computer-related—including peripherals—stories or information as occasional articles or monthly columns. (Really long submissions should be broken into segments to serialize.)

The magazine deadline is at the beginning of the month for the current issue. However, contributions can be sent anytime.

Include a photo and short statement about yourself to include with the mug.

## BOARD

**Curtis Herrin**, President

curtisherrin@me.com

341-5555

**Bill Dean**, VP/Tech

bjdean@embarqmail.com

527-8405

**Jean Clark**, VP/Education

borderbrae@aol.com

249-3253

**Vito DePinto**, Secretary

vitografx@yahoo.com

726-7787

**Julie DePinto**, Treasurer

jdvango@yahoo.com

726-7787

**Alan Wentzell**, Ambassador

alan\_wentzell@yahoo.com

302-5864

**Jo Foster**, Magazine Editor

ohanajo@embarqmail.com

726-1046

**Carolyn Herrin**, Membership

carolynwherrin@me.com

341-5555

**Chris Dusombre**,

Librarian/Tekkie

kory@gowebco.com

## INSIDE

### ARTICLES

## Apple iPhone

– Gail Mitchell – 6

## iPhoto Book

– Curt Herrin – 4

### COLUMNS

Coming Up – 6

Editorwocky – 8

From the President – 3

Meeting Minutes – 8

The Switcher – 7

Citrus Macintosh Users Group Magazine is published online monthly by Citrus Macintosh Users Group.

Citrus Macintosh Users Group Magazine was produced using Adobe Photoshop CS and Adobe InDesign 2.0.

**Johanna Foster**, Editor

Cover design by Johanna Foster

© Copyright Citrus Macintosh Users Group 2008

## ABOUT CMUG

Citrus Macintosh Users Group is a tax-exempt, nonprofit educational organization, dedicated to helping all people in our area become familiar with their computers.

We meet on the fourth Friday monthly at the Crystal Oaks Clubhouse. The meetings start at 6:30 p.m. with an informal question-and-answer period led by some of the club's Mac tech people. A business meeting follows at 7 p.m., followed by a presentation covering a variety of topics, such as graphics, web pages, or using hardware and software related to the Macintosh computer.

On the Sunday following the meeting, we hold a Lab/Tune-up from 1 to 5 p.m. at the Crystal Oaks Clubhouse. At the lab that is free for members, tech members correct problems with hardware and software.


We offer Saturday afternoon classes monthly. The classes allow participants to learn Mac software programs and techniques in a hands-on-setting. Cost for the classes are \$10 for members, \$15 for member families, and \$20 for nonmembers.

The monthly magazine with articles from members is also a member benefit, as well as free special interest groups (SIGs) that are formed by members who have an interest in exploring a particular area in depth.

We also offer an informal workshop for members at the Beverly Hills Community Building on the fourth Tuesday monthly. The workshop can either cover a specific topic or address various computer problems of participants.

## CLUB DUES

Annual dues for members are \$20 for an individual membership, \$30 for a family membership and \$10 for a student membership. The membership period begins in January each year. Dues for new memberships after July are pro-rated; renewals remain at the annual rate.



## FROM THE PRESIDENT

CURT HERRIN

Six are gone and six to go. How these years fly by. It seems like only yesterday I stood before the membership as your new President. Now in October it will be six years.

I have had a great time and will continue to have a great time supporting CMUG with idea's, classes, labs and workshops. I will be here for many more years, unless .... But it is time for some new ideas and a new leader.

These last couple months have been hot, and we have gotten some much needed rain. We finally found out why Steve Jobs was out on medical leave, and we wish him well with his new liver. The info was that a cancer had spread to his liver. So I am sure there is still an uphill fight for him.

We have had some sad news within the club as well.

Our Charter member and much loved Gail Mitchell lost her sister to cancer. We sent her a card on your behalf. There have been some other medical problems within the club as well, but unless I am told, I will hold those conditions in confidence and the persons affected can tell you if asked and they all receive a card on your behalf.


We are all looking forward to the upcoming class on Photoshop Elements 6. Lots of folks like to doctor up their pictures and this is a fine application to do it with. Also, you can download and use it for free for a short period of time. So before you purchase the \$89

app, download it just before the class give it a try at the class. I will do that myself.

CMUG has transferred two of the scholarship funds to the schools these student have register with and are ready to attend. We are happy for them.

Come on out to the July meeting and pick John Engberg's brain on all the apps he will be demonstrating.

## It is time for some new ideas and a new leader



Carolyn Herrin

Members listen attentively as Curt Herrin demonstrates KeyChain and MobileMe at the June meeting.



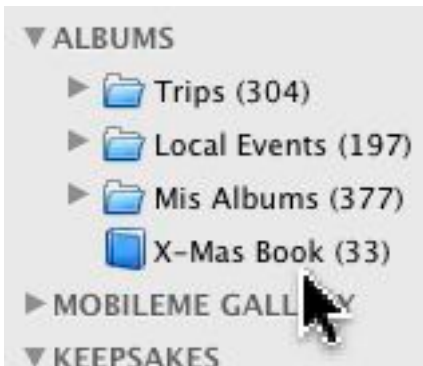
# iPhoto Book

Curt Herrin

We are in month seven and month 12 is not far away. Now is the time to start thinking about that special gift for that special someone. This year, consider making them a personally designed photo book from you. This can be done in iPhoto. Whether it is some event you both attended or a part of your life that will be special to them, creating a “book” in iPhoto is a snap.



Using iPhoto 8 or 9 you will find an icon in the lower tool bar titled Book.



In the new iPhoto 9, it is under Keepsakes if your work window is small and there is not enough room to show all the icons side by side.

Before we embark upon this endeavor, a little preparation is warranted and advised to make things a bit easier. I suggest you create an Album in which you can start storing photos to use in the Book. This will be a lot easier than later searching through all your photo library for each photo that will suit your desires. I have created an album called “X-mas Book,” and it now houses 33 photo’s I might use in the “Book” I will create.

Before we embark upon this endeavor, a little preparation is warranted and advised to make things a bit easier. I suggest you create an Album in which you can start storing photos to use in the Book. This will be a lot easier than later searching through all your photo library for each photo that will suit your desires. I have created an album called “X-mas Book,” and it now houses 33 photo’s I might use in the “Book” I will create.

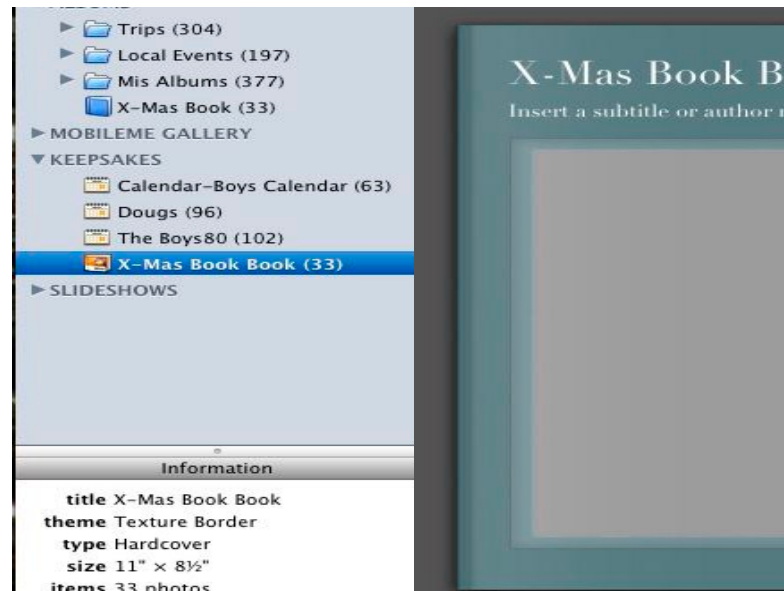
Using that album when you select Book makes this part a lot easier as well.

Let’s get our Book started.

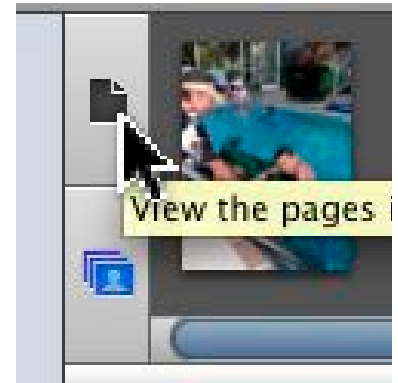
Click on your album and then select Book from your toolbar or

under Keepsakes. The new Book will appear in your side bar and the cover

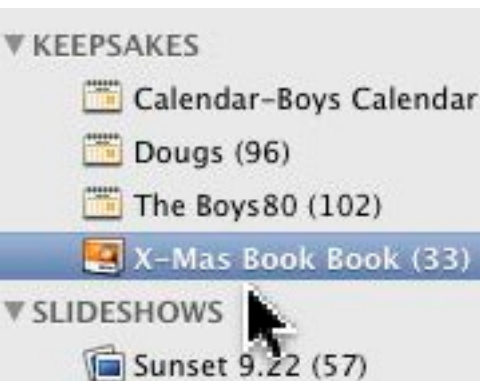
will show in the editing window.



Now, we are ready to build our book. Click on all those little icons in your tool bar to see just what you can do with the cover. Neat stuff. At the top will be your pictures. Clicking the top icon next to your roll of pictures will change that to your page layout view. Clicking on different pages will display that page in your editing window, and you can change the layout using your tool bar. Now, you can start dropping a picture into each little window of a page. Don’t worry, the order of the pages is not a fixed thing. You can reshuffle the order at any time.



This should get you started. Perhaps we will have an iPhoto class before Christmas and give you some more hands-on help. If you use the iPhoto Help you will be able to work your way through this project with ease. Start building yours now. Remember, nothing is permanent until you finalize your order.




# May Lab/Tune-up



Leonard Bates

Curtis Herrin



Grace Saqui

Curtis Herrin



Dan Techentin

Curtis Herrin



Hiro Nishioka

Curtis Herrin

# Apple iPhone

Gail Mitchell

It took a few years, but I finally purchased an iPhone. Perhaps it was the information I've received via e-mail and also online about the new iPhone 3G S that convinced me to cancel my current cell phone account and join my family who have had the iPhone since its inception.

Having made the decision, I went on line to Apple, ordered a white 36 GB iPhone for me and a black one for Bob. Almost immediately, I was sent an e-mail with information about dropping in at the Apple Store in the International Mall in Tampa on the 19th. They told me I'd have to have a credit card, photo ID, and a copy of my Social Security number. Weird, but OK.

Bob and I left the Wildlife Park around 2 p.m. on Friday, making our way to Tampa via the Suncoast Parkway. We arrived at Apple around 3, finding two lines at the entrance to the mall. One line was for people who had a reservation, and the other was for people who just dropped by for a phone. I think there were about 30 people ahead of us in our line. The other line was shorter, so I felt that the young lady who said it may take half an hour for us to enter the store was a bit unreal. It was more than unreal. It actually took three

hours standing in line (or sitting in one of the seats for me) for us to have our phones in hand and be ready to leave the store. It seemed that some people in the non-reserved line were being given preferences in entering the store. However, the people in the store were most willing to help and offered us a bottle of water as we signed papers, showed IDs, driver's licenses, and Social Security cards. (I still don't know why that was required.)

I saw Laurie in the store and felt sorry for him and the others who were trying to help regular customers with computer problems or purchasing computers with so many iPhone purchasers taking many of the staff away from their regular duties.

We had a little bit of guidance in using the iPhone by John, one of the assistants. I was told that I should go online to increase my knowledge, and that is what I'm still doing.

What I can do already is just say a person's name, and I'm connected to his or her phone. Amazing! I know from talking with my nephew Steve, who has a million apps on his iPhone, that I will add many applications as I become more familiar with the phone. All I know now is that it is cute, it is fast, and it is mine!



## COMING UP IN JULY

**Saturday, July 18, Class, 1-5 p.m., at Crystal Oaks Clubhouse.** Photoshop Elements 6, Instructors Alan Wentzell and Dick Coffman will work together to make this class informative and interesting. PSE 6 is used by many people as an alternative to the more expensive Photoshop CS software. If you don't have PSE 6, you can download a 30-day free trial. I will send all the details out to members approximately a week before the class. Class fees are \$10 for single and \$15 for family. Sign up with Jean Clark at borderbrae@aol.com.


**Friday, July 24, 6:30 p.m., Meeting at Crystal Oaks Clubhouse.** John Engberg will demo Time Machine setup and file recovery. He will also review the feature sets and compare the capabilities of AppleJack, Disk Utility, Disk Warrior, Drive Genius, and TechTool Pro.

If you have any questions about the meeting,

please contact Curt Herrin via e-mail at [curtisherri@me.com](mailto:curtisherri@me.com).

**Sunday, July 26, 1-5 p.m., Lab/Tune-up at Crystal Oaks Clubhouse.** Bring your computer for tune-up, correction of problems or for one-on-one instruction in Mac applications. Make sure that you bring all the necessary hardware to run your computer. The mouse and cables are frequently forgotten. Sign up for lab with Bill Dean at [bjdean@embarqmail.com](mailto:bjdean@embarqmail.com).

**Tuesday, July 28, 1-4 p.m., Beverly Hills Workshop at the Beverly Hills Community Building.** Come for instruction, minor tune-up, class follow-up when possible, software and hardware problems. Make sure that you bring all the necessary hardware to run your computer. The mouse and cables are frequently forgotten. If you would like to request a specific topic you wish covered, check with Bill Dean via e-mail at [bjdean@embarqmail.com](mailto:bjdean@embarqmail.com), or contact him for questions about the workshop.



## THE SWITCHER

DAVID F. BECKER

# New Safari

Just downloaded the new version of Safari — 4.0 — after demoing it as a Beta for five months. I had some issues in Beta, all of which have been cleared up in the new release. I must say, this new version of Safari is lightning fast. So fast I have permanently said bye-bye to Firefox. One feature I like is the new Speed Dial. Your most visited sites are stacked for immediate use simply by clicking a thumbnail of the Web page. My wife, Lynda, is a notorious non-adaptor, “if it isn’t broken, why mess with it?” I instantly adopt all new technology, keep what I like and discard the rest. I showed her the Speed Dial; she liked the idea, and in practice, it is all she uses to do repeat visits to her favorite sites.

Last month’s column on the new Runcore Sata SSDs generated lots of e-mail for me, I still await shipment, as the response to its impending release, sold out all their available drives **THREE TIMES**. Production has been ramped up, and mine is due mid July, (sigh). Kudo’s to Runcore for not putting through the \$889 (Happy Father’s Day to me) charge until shipment, as well as keeping me apprised of the situation. I guess, if you make a quality product, the world still beats a path to your door. As I detailed here last month, the speed

boost should be unbelievable, boot times in under 8 seconds, with shutdowns a little over 10 seconds, sweet!

My buddy Tim, who also is new to Mac, wanted to know how to hide his screen, I said, “What, you don’t have Space set up so you can switch to that handy Excel worksheet you’ve got open? That’s okay—just put your display to sleep.”

Of course, there are other reasons to want to quickly turn off your display, but they all have one simple key combination — Control + Shift + Eject. It works with both desktop and laptop Macs. Moving the mouse or pressing a key on the keyboard wakes it right back up when you’re ready.

Of course, if you want to put your whole computer to sleep, you can use Option + Command + Eject.


Got back from the Apple Store in Tampa and was amazed at the number of people lined up to purchase the new iPhone 3G S. The store sells 1,200 a day. My wife, daughter and I, all have the iPhone 3G and are drooling over the 3G S. I literally run my Airport Shuttle Business when on the road with mine, leaving my black Macbook home. It has become indispensable for all of us. Upgrading before end of contract will cost a hefty \$299 each, so as we all are mid-contract, we will wait another 12 months.

Love the folks at the Apple Store, know most of the “Geniuses” by name, Alan is my favorite. I regularly go there to drool over the 17-inch MBP and 24-inch 3.0 iMacs. No other computer brand has such loyal and devoted followers.



CMUG  
President  
Curt Herrin  
gave an  
informative  
demo of  
KeyChain  
and  
MobileMe  
at the June  
meeting.

*Carolyn  
Herrin*



## EDITORWOCKY

JOHANNA FOSTER

# Participation makes it work

Without standing on a soap box, being a computer user with Internet access is one of the best ways to protect freedom and democracy, because these two valued principles depend on access to information.

Of course, the information highway has its potholes, as any medium for information has pitfalls, creating the necessity for users to exercise discernment. That said, a plethora of information is out there.

And, as Mac users, we are fortunate, for we have an operating system that is easy to use, and even better, reliable.

Although this is not the Thanksgiving holiday, I have to add that we are most fortunate to belong to Citrus Macintosh Users Group, which has a great team of members willing to ensure our reliable computers remain reliable. Plus, we have members willing to share information with us on a routine basis through demos at meetings, special interest groups, DVDs, and magazine articles. Furthermore, the officers and board members keep the club keepin' on. And where

would we be without the refreshment committee—I shudder to even consider a meeting without refreshments.

These four groups of members perform a great service for our Mac club, a club based on members sharing their time, talents and knowledge on a volunteer basis. These members are willing to gain new information, not only for themselves, but also to share it with other club members. And they are willing to be active to help the club function.

A club like CMUG only exists because of people who not only believe in service to others, but also live it.

And there's always room for more—many hands make light work.

I am a new member and a new MAC user. I have been taking the training classes offered on Saturdays. They are so well done and so well presented. I go home and remember how to do things I learned in class. This has been so great for me as I spent so many Microsoft years. In the beginning, I got so many "don't you just love your new MAC," and the answer was NO. Now with the club's help and all my new tutors, my answer is YES !

Thank you so much,  
Annevirginia  
Clements

## JUNE 26 MEETING MINUTES

Curt welcomed two new members—Sonnie Gehrke and Stan Jones.

### COMMITTEE REPORTS

**Scholarships:** Julie said she sent checks out for two of our recipients and she still needs to send out the remaining third check.

**Magazine:** Curt mentioned that Edith Nelson wrote an informative article for the magazine this month.

**Membership:** Carolyn said we currently have 133 members, 65 families and 1 honorary member. We now have 263 renewals.

**Treasure:** Julie reported that at the balance as of the end of May is \$6,000.00

### Education

#### Classes:

Saturday, July 18, Class, 1-5 p.m., at Crystal Oaks. Photoshop Elements 6, Instructors Alan Wentzell and Dick Coffman will work together to make this class informative and interesting.

## VITO DEPINTO

### Meeting topics:

Friday, July 24, 6:30 p.m., meeting at Crystal Oaks. John Engberg will demo Time Machine setup and file recovery. He will also review the feature sets and compare the capabilities of Applejack, Disk Utility, Disk Warrior, Drive Genius, and TechTool Pro.

**Tech Report:** No report, Bill Dean was out of town.

**Tonight's Presentation Topic:** KeyChain/Photo Gallery via iPhoto and MobileMe by Curt Herrin  
Curt gave a very thorough demonstration this evening on Key Chain and Mobile Me. He started out by warning the audience not to play with anything on their computer that they are not familiar with. He showed us how to create a new KeyChain, which can be used for a variety of reasons, such as storing multiple passwords, registrations numbers or whatever you need to secure important information. Thanks Curt for another well done demonstration.

**Next meeting:** July 24.